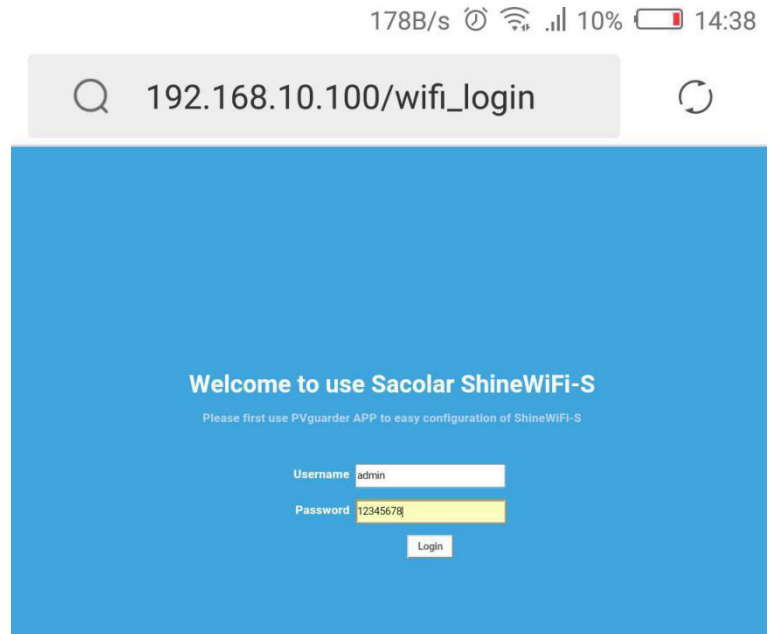
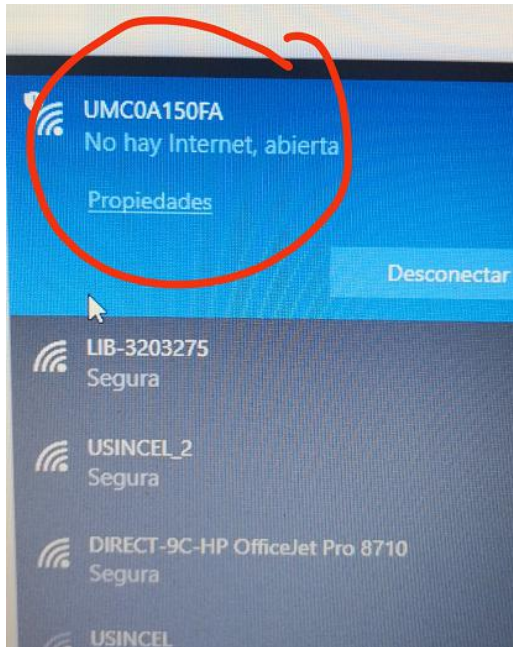


Pre-set CubeWiFi parameters on web

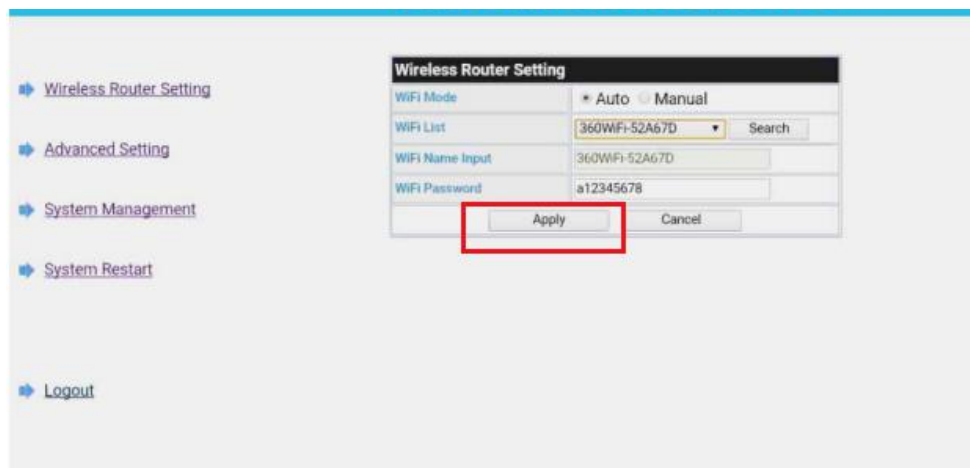
Press the button on the CubeWiFi for 1 second, then seeing the LED is in blue light without flashing, then use your cellphone or laptop to connect the WiFi of the CubeWiFi. (The WiFi name is as the same as the serial number of the CubeWiFi).

A) Open the browser to login in with then IP address **192.168.10.100**

Username: admin Password: 12345678



B) Wireless router setting. Choose you own WLAN network. Fill in your local WLAN WiFi name and password. Press "Apply".



C) Restart

192.168.10.100/index

Sacolar ShineWiFi

简体中文 English

Set Successfully,Restart to use new setting.

Restart Immediate!

- ▶ [Wireless Router Setting](#)
- ▶ [Advanced Setting](#)
- ▶ [System Management](#)
- ▶ [System Restart](#)
- ▶ [Logout](#)